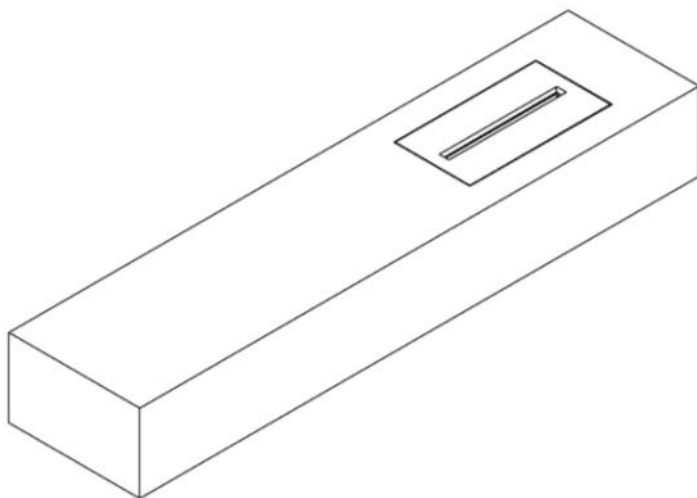


Electric



INSTRUCTIONS MANUAL

GEMA

The product complies with the European Safety Standards EN60335-2-30 and the European Standard Electromagnetic Compatibility (EMC) EN55014, EN60555-2 and EN60555-3 These cover the essential requirements of EEC Directives 2006/95/EC and 2004/108/EC.

glamm®
fire

Thank you for purchasing a GlammFire product.

To activate your GlammFire 2 years warranty, please register your product at www.glammfire.com/pt/sobre/garantia or complete your warranty card and send it to us, along with a purchase copy, to our address within 30 days after the purchase.

For more information check the Warranty chapter.

INDEX

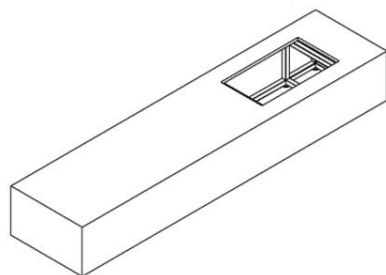
1—Material Provided	4
2—Components	4
3—Important Safety Recommendations	5
4—Install	6
5—Operational Instructions	8
6—Maintenance	8
7—General Dimensions	9
8—After-Sales Service	10
9—Warranty	10

Please read this Instruction Manual carefully before using your decorative fireplace. It contains important operating and maintenance instructions, that should be followed correctly, in order to ensure a durable use of your decorative fireplace.

All presented cautions and warnings must be respected.
Keep this manual for future reference.

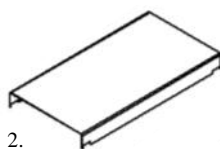
The information provided in this manual is subject to change without notice.

1—Material Provided

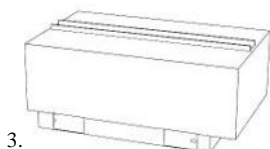


1.

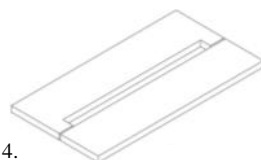
1. Structure ;
2. Support plate for Kit
3. Kit Glamm 3D Plus 500
4. Decoratives (marble)



2.

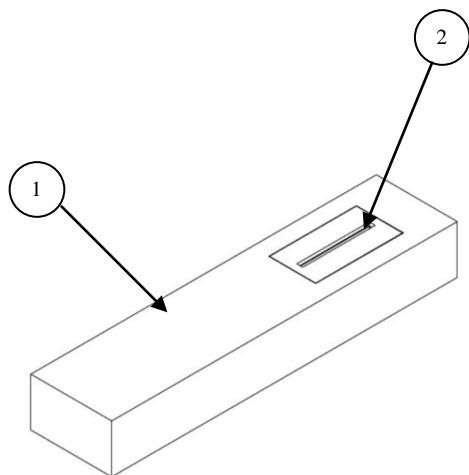


3.



4.

2—Components



1. Fireplace;
2. Kit Glamm 3D Plus

3—Important Safety Recommendations

When using electrical appliances, basic precautions should always be followed to reduce the risk of fire, electrical shock and injury to persons, including the following:

If the appliance is damaged, check with the supplier before installation and operation.

Do not use outdoors.

Do not use in the immediate surroundings of a bath, shower or swimming pool.

Do not locate the fire immediately below a fixed socket outlet or connection box.

This appliance can be used by children aged from 8 years and above and persons with reduced physical, sensory or mental capabilities or lack of experience and knowledge if they have been given supervision or instruction concerning use of the appliance in a safe way and understand the hazards involved. Children shall not play with the appliance. Cleaning and user maintenance shall not be made by children with out supervision.

Children of less than 3 years should be kept away unless continuously supervised. Children aged from 3 years and less than 8 years shall only switch on/off the appliance provided that it has been placed or installed in its intended normal operating position and they have been given supervision or instruction concerning use of the appliance in a safe way and understand the hazards involved. Children aged from 3 years and less than 8 years shall not plug in, regulate and clean the appliance or perform user maintenance.

CAUTION: Some parts of this product can become very hot and cause burns. Particular attention has to be given where children and vulnerable people are present.

Do not use this appliance in series with a thermal control, a program controller, a timer or any other device that switches on the heat automatically, since a fire risk exists when the heater is accidentally covered or displaced. Ensure that furniture, curtains or other combustible material are positioned no closer than 1 meter from the appliance.

In the event of a fault unplug the appliance.

Unplug the appliance when not required for long periods.

Although this appliance complies with safety standards, we do not recommend its use on deep pile carpets or on long hair type of rugs.

The appliance must be positioned so that the plug is accessible.

If the supply cord is damaged it must be replaced by the manufacturer or service agent or a similarly qualified person in order to avoid a hazard.

Keep the supply cord away from the front of the appliance.

WARNING: In order to avoid overheating, do not cover the appliance. Do not place material or garments on the appliance, or obstruct the air circulation around the appliance.

The appliance carries a DO NOT COVER warning symbol.

This appliance is not equipped with a device to control the room temperature. Do not use this appliance in small rooms when they are occupied by persons not capable of leaving the room on their own, unless constant supervision is provided.

4—Installation

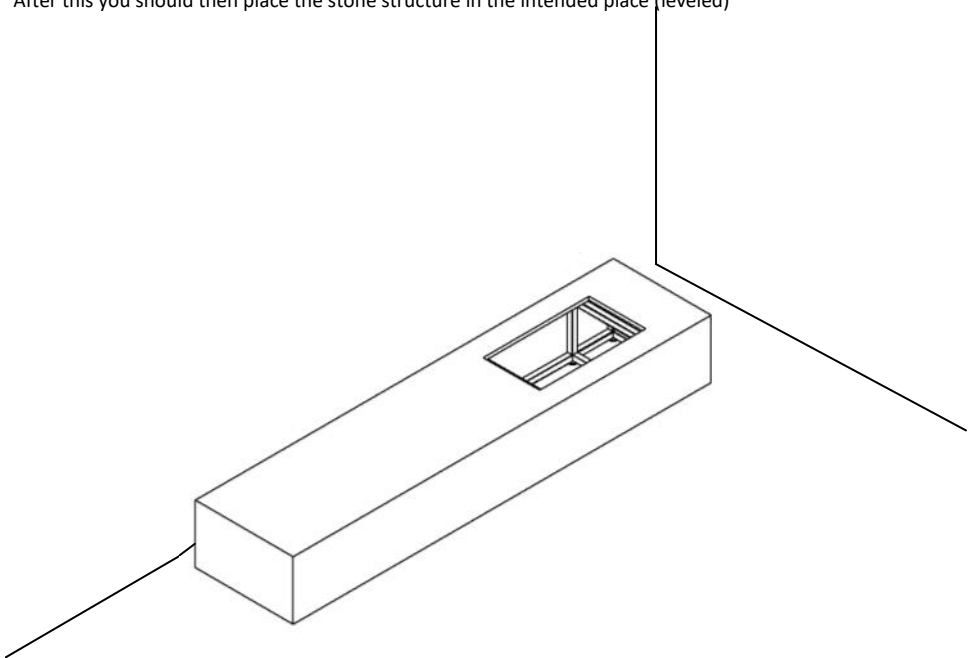
Place the fireplace close to an electrical plug.
Do not Turn On the fireplace while it is not at the right place to stand. Be aware the fireplace or the power cables are not damaged.

This module was conceived to stand still, so it should be Turned Off when moving around.

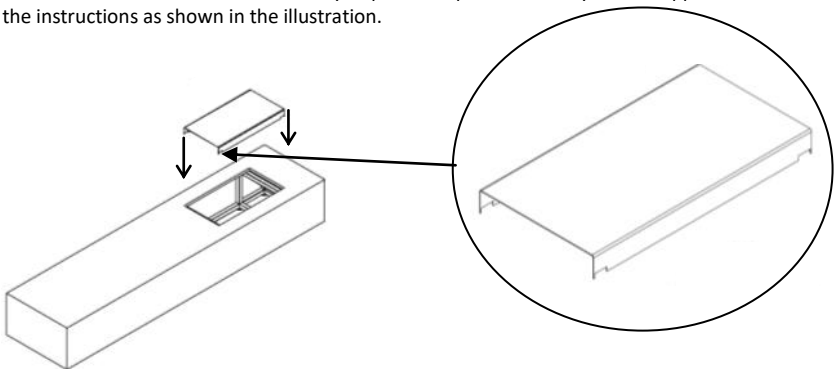
4.1—Installation Procedures

To install this fireplace, you must then choose where it will stay and ensure that you have an electrical outlet nearby to connect the Glamm 3D Plus 500 Kit.

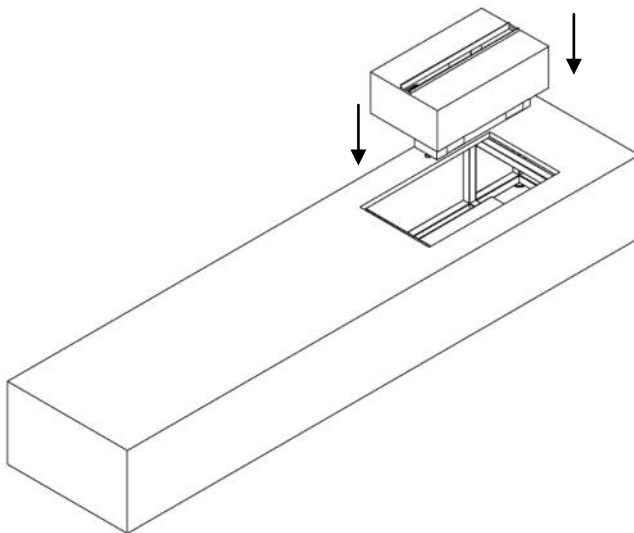
After this you should then place the stone structure in the intended place (leveled)



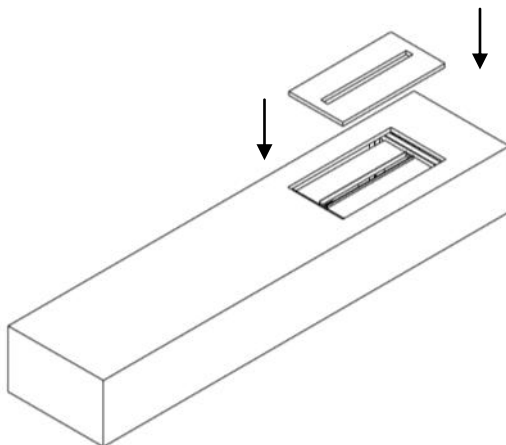
After placing the structure of the model it is necessary to place the part on which you will support the 3D kit, use the fittings, follow the instructions as shown in the illustration.



Then you should proceed with the installation of the 3D kit, to do this you should initially follow the installation steps described in the kit manual, and then proceed with its placement and if necessary adjust the height of it, through the levelling feet, to make it level.



Finally, place the decorative ones on top of the burner so as to support the pipes of the structure.



5—Operational Instructions

For the operating instructions for this model, please refer to the Kit Glamm 3DPlus 500 operating manual provided.

6—Maintenance

Marble, being a more fragile material, can break or chip with certain ease, which requires more attention. Another care is with the stains, because besides being fragile the rock is also absorbent. Therefore, when spilling any liquid, it is recommended that it be cleaned immediately.

For this cleaning, only products with neutral pH are used, that is, avoid those containing alcohol, vinegar, ammonia and abrasive products.

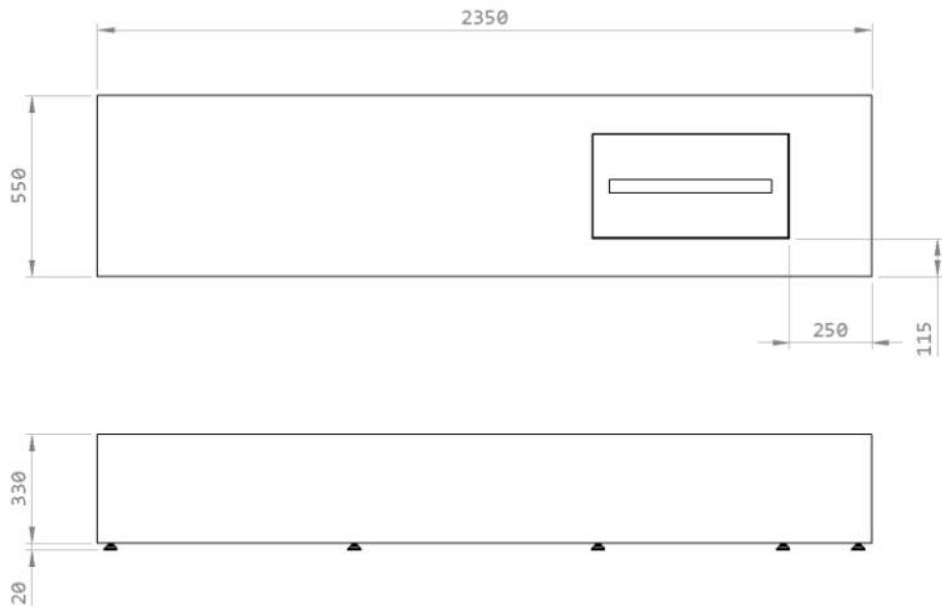
Do not use steel wool or abrasive materials. The surface of the fireplace may become damaged and scratched;

The manufacturer will not be liable for any possible damages from fraudulent and/or incorrect use of the product.

The manufacturer will not also be liable for the non-compliance of cleaning instructions, as well as use of any other cleaning methods;

Note: Non-compliance of above mentioned indications and recommendations terminates all factory warranty in all models and types of fireplace, losing the client the right to demand repair, under the warranty.

7—General Dimensions



9—After-Sales Service

In case of doubt or any anomaly, do not use the fireplace and please contact a specialized technician.

10— Warranty

In order to activate your GlammFire 2 year warranty, please register your new GlammFire product at www.glammfire.com/en/about/warranty or complete your warranty card and return it to us, along with a copy of the proof of purchase, at our address within 30 days of purchase.

All our Bioethanol Fireplaces and Burners, Electric Fireplaces, Fire Pits & Barbecues carry a warranty against defects of manufacture and faulty workmanship for a period of 2 years from the date of purchase.

This warranty does not cover glass replacement, batteries, whose lifespan, regrettably, we cannot predict, damage caused by accident or misuse of the appliance, or the assembly/disassembly not indicated in the instruction manuals. If the product fails during normal and proper use (not considering the above mentioned events) within the warranty period, GlammFire will replace the product free of charge.

Our warranty is offered as an addition to your statutory rights. It is applicable to the original purchaser only, non-transferable. All repairs must only be fitted by an authorised service technician. Use of spare parts other than those supplied by the manufacturer will invalidate the appliance warranty and must only be fitted by an authorised service technician.

IMPORTANT: Registering your product does not require proof of purchase, if it will be made on our website, and must be based on the date of purchase. It will be assumed that registration information accurately reflects the information on the proof of purchase which will be required upon servicing of any/all products under warranty. If the information conflicts, information stated on the proof of purchase will be deemed accurate and true and warranty will be assessed accordingly.

GlammFire is always concerned with the environment. This is reflected when the projection of its products and packaging. Focusing on the reduction of energy consumption, raw materials, natural resources and quantity of waste generated, GlammFire follows the policy of the 4R's (Reduce, Reuse, Recycle and Recover). Thus GlammFire has in mind the use of long lasting products as well as reusable and recyclable products.

GlammFire recommends reusing the packaging separately and deposit plastic, paper, cardboard and glass in the appropriate collection point.

"In nature nothing is created, nothing is lost, everything is transformed."

Antoine Laurent de Lavoisier

Equipment:	Guarantee beneficiary:
Version:	Address:
Controller:	Tel.: Availability date: Local.....Date..... Signature:
Series and Guarantee numbers:	
Distributor code:	
Name and Address of the Distributor:	

GlammFire fireplaces are manufactured under the strict Standard of the world recognized ISO 9001:2015 Quality Assurance Certificate.

GlammFire products are designed with superior components and materials, assembled by trained craftsmen who take great pride in their work.

Once assembled the complete fireplace is thoroughly inspected by a qualified technician before packaging to ensure that you, the customer, receive the quality product that you expect from GlammFire.



Recuperadores Pachinha Lda.
Zona Industrial da Lagoa, Lote G1
4950-850 CORTES - MONÇÃO PORTUGAL
Tel(+351) 251 654 800
Fax(+351) 251 654 801
info@glammfire.com
www.glammfire.com



Management
System
ISO 9001:2015

